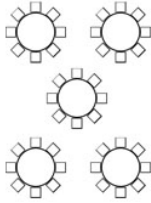
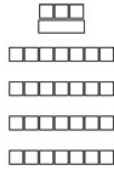
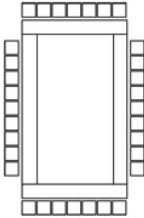


LIEU / SALLE	SURFACE	DINER	BANQUET	THEATRE	BUREAU
PLAN	-	-			
Salle de Réunion	39 m ²	-	-	40 pax	30 pax
Salle de restauration (Intérieur)	200 m ²	100 pax	80 pax	120 pax	60 pax
Terrasse restaurant (Extérieur)	400 m ²	150 pax	120 pax	-	-